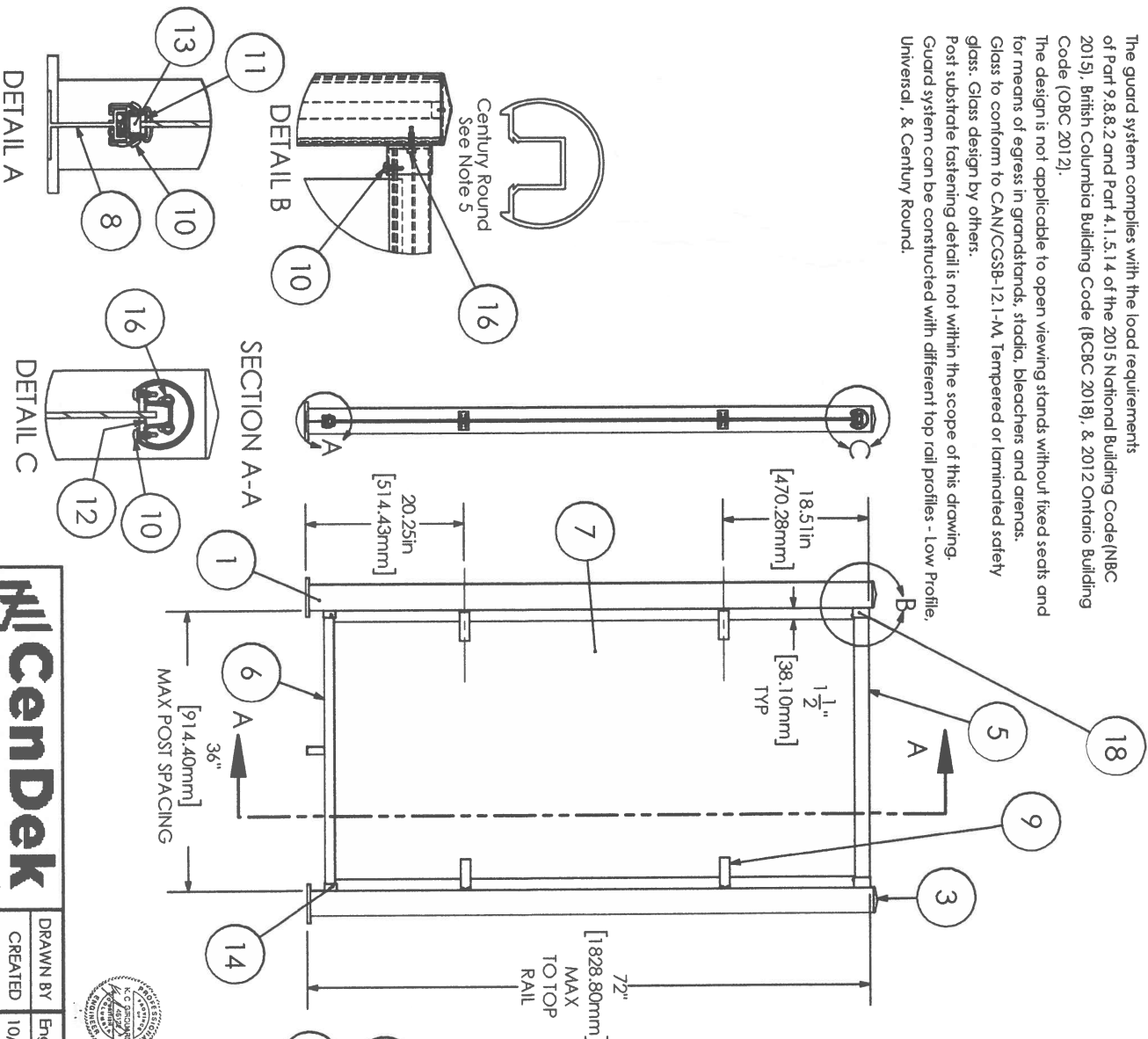


General Notes:

1. The guard system complies with the load requirements of Part 9.8.8.2 and Part 4.1.5.14 of the 2015 National Building Code (NBC 2015), British Columbia Building Code (BCBC 2018), & 2012 Ontario Building Code (OBC 2012).
2. The design is not applicable to open viewing stands without fixed seats and for means of egress in grandstands, stadia, bleachers and arenas.
3. Glass to conform to CAN/CGSB-12.1-M, Tempered or laminated safety glass. Glass design by others.
4. Post substructure fastening detail is not within the scope of this drawing. Guard system can be constructed with different top rail profiles - Low Profile, Universal, & Century Round.
- 5.



| ITEM NO. | Eng No. | Part No. | DESCRIPTION | QTY. |
|----------|---------|----------------|---|------|
| 1 | 0109PG | | 3" Post Material 72"-1/8" (Windwall) | 2 |
| 2 | 0108PC | D000073 | Baseplate 5" x 5" x 3/8" for 3" Windwall post | 2 |
| 3 | 0078PC | D000169 | Post Cap Pyramid 3" (liner) | 2 |
| 4 | 0098P | D000503 | Screw #14x2" FH Robertson Zinc | 8 |
| 5 | 0041P | 1004-TOP-00035 | Component Top Rail Round 35-3/4" | 1 |
| 6 | 0057P | D000576 | Bottom Rail Glass 3" | 1 |
| 7 | 0673P | NA | Clear Tempered Glass 5mm | 1 |
| 8 | 0060PA | D000514 | Support Leg Surface 1" | 1 |
| 9 | 0600P | D000683 | Angle Bar 1/8"x 1" x 4" x 1-1/4" | 8 |
| 10 | 0094PA | D000332 | Screw #10x3/4" FH Robertson TEK Zinc | 25 |
| 11 | 0294P | 3500-VIN-04036 | Bottom Rail Glass Insert 3" | 1 |
| 12 | 0297P | 3500-VIN-03036 | Top Rail Glass Insert Tail 3" | 1 |
| 13 | 0328PA | D000226 | Rubber Glass Bottom Rail Support Rest 1 1/2" | 2 |
| 14 | 0011PA | D000501 | Sleeve Bottom Rail Adjustable 1" | 2 |
| 15 | 0534PA | D000298 | Screw #12x1-1/2" HWH Tek Zinc | 4 |
| 16 | 0846P | 3000-SLB-03300 | #12x1" HWH TEK Potted Unpainted | 4 |
| 17 | 0682P | D000155 | Plate Part Transition End Cap Round | 2 |
| 18 | 0012P | D000506 | Century Sleeve | 2 |
| 19 | 2108P | 4400-MIS-40100 | Glass Tab Bumper | 8 |

Cendek
Railings Ltd.

PROPRIETARY AND CONFIDENTIAL
THE INFORMATION CONTAINED IN THIS
DRAWING IS THE SOLE PROPERTY OF
CENDEK RAILINGS LTD. NO REPRODUCTION IN PART
OR AS A WHOLE WITHOUT THE WRITTEN PERMISSION
OF CENDEK RAILINGS LTD IS PROHIBITED.

DRAWN BY Eng1
CREATED 10/25/2021

MATERIAL
DIE NO.

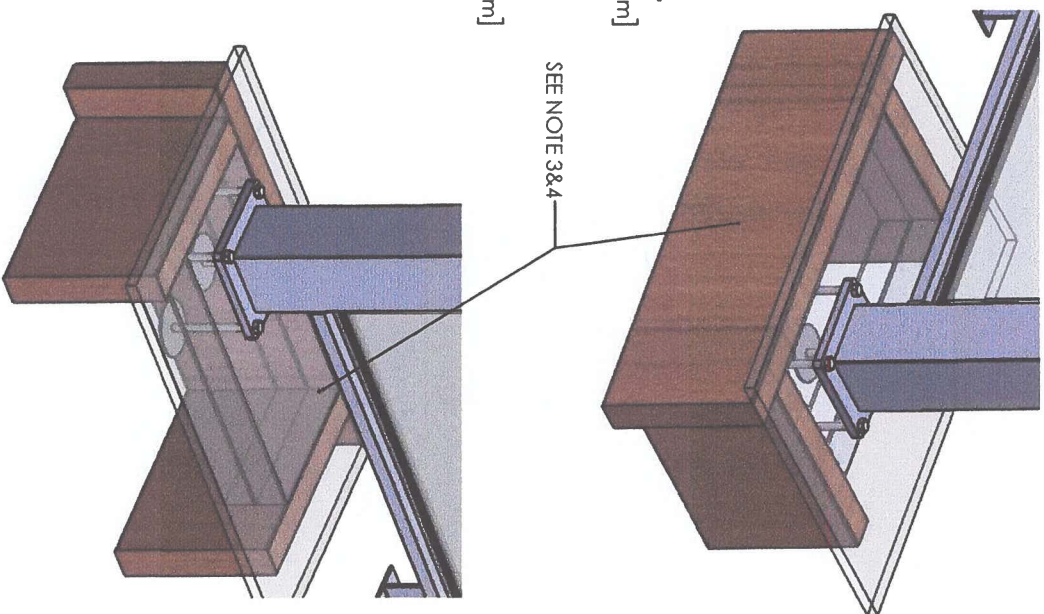
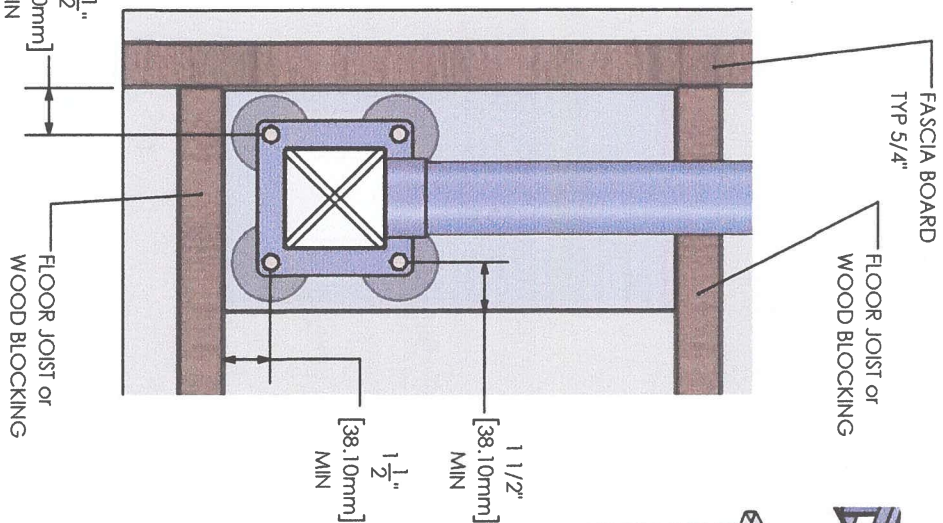
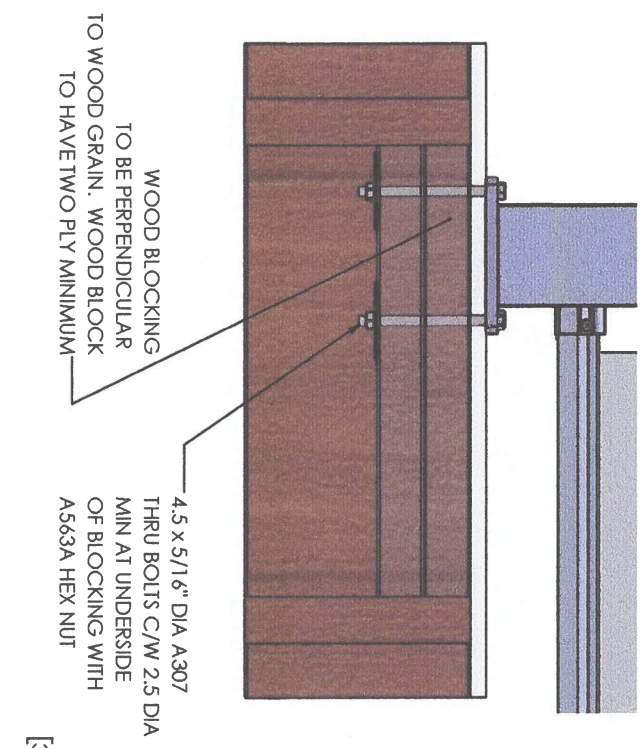
ALL DIMENSION IN INCHES/MM

DESCRIPTION
Privacy Glass / Windwall Assembly

Part No. NA
Weight lbs
Eng No. 2632A
SHEET 1 OF 2
Rev 4


Fastening Detail General Notes:

1. Anchors required: 4.5" x 5/16" dia A307 Thru Bolts c/w 2.5" Washer
2. Anchor design complies with part 4 & Part 9 of NBC 2015, BCBC 2018, and OBC 2012.
3. Wood blocking connections to main are responsibility of others
4. Decking shown in drawing is for illustration only and in no way implies how to construct a deck.
5. The design is not applicable to open viewing stands without fixed seats and for means of egress in grandstands, stands, bleachers and arenas.
6. If installed in coastal regions or in high corrosive areas, stainless steel anchors are preferred.



Cendek
Railings Ltd.

PROPRIETARY AND CONFIDENTIAL
THE INFORMATION CONTAINED IN THIS
DRAWING IS THE SOLE PROPERTY OF
CENDEK RAILINGS LTD. ANY REPRODUCTION IN PART
OR AS A WHOLE WITHOUT THE WRITTEN PERMISSION
OF CENDEK RAILINGS LTD IS PROHIBITED.



| | |
|----------|------------|
| DRAWN BY | Engl |
| CREATED | 10/25/2021 |
| MATERIAL | |
| DIE NO. | |

ALL DIMENSION IN INCHES/MM

| DESCRIPTION | | | |
|-----------------------------------|---------------|-----|---|
| Privacy Glass / Windwall Assembly | | | |
| Part No. NA | Eng No. 2632A | | |
| Weight lbs | SHEET 2 OF 2 | Rev | 4 |