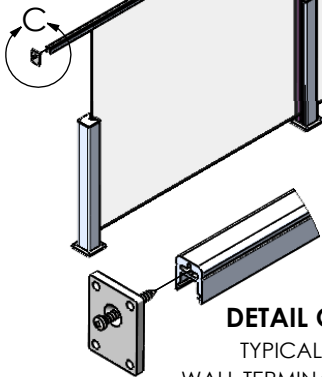
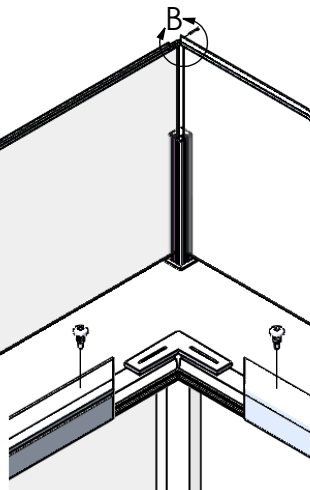


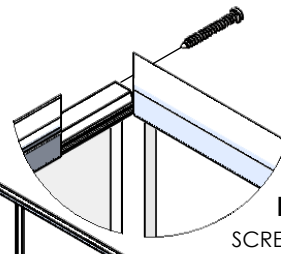
DETAIL A
TYPICAL
BUTT JOINT



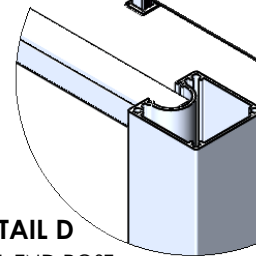
DETAIL C
TYPICAL
WALL TERMINATION



DETAIL B
CORNER CONNECTION



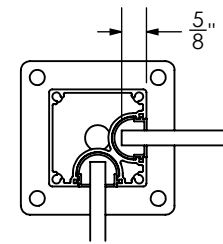
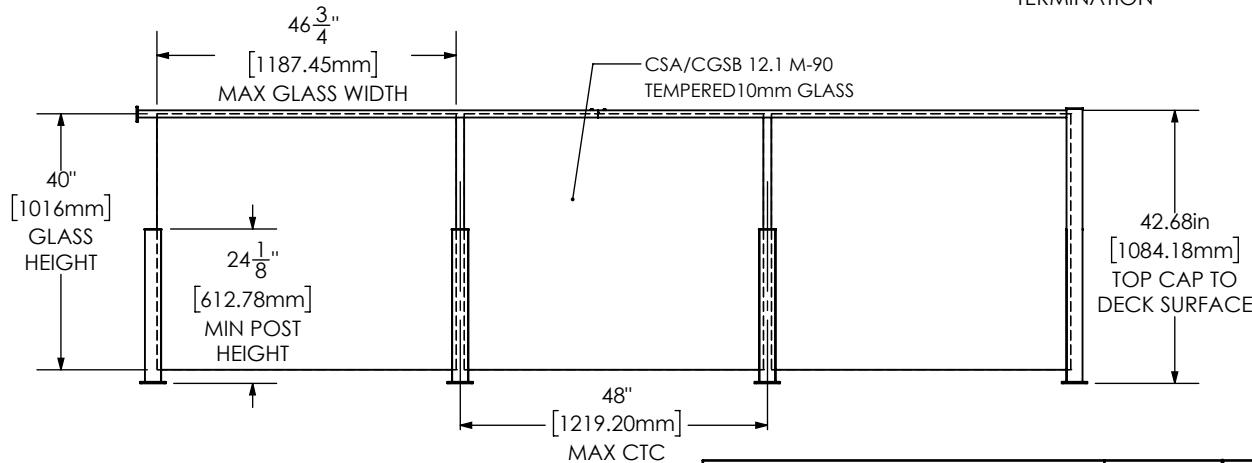
DETAIL B
SCREWED CORNER
CONNECTION 90 DEG ONLY



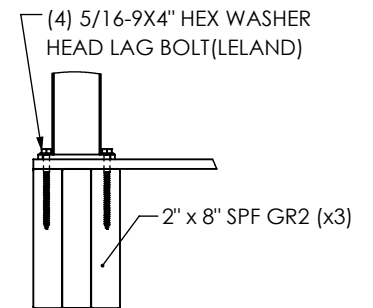
DETAIL D
TYPICAL END POST
TERMINATION

General Notes:

1. Drawing for load testing purposes only.
2. This guard system complies with load requirements for National Build Code 2020 (NBC 2020), BCBC 2024, ABC 2023, OBC 2012 Part 9.8.8.2 & Part 4.1.5.1.4 Loads on Guards/Handrails.
3. Railing system tested with 5/16-9 x 4in Hex Head Washer Lag Bolts.
4. Top Cap to span at least two glass panels.
5. At 48" Post Centers - Minimum glass Width 46.75" x Height 40" x 0.393" Thickness (10mm). Glass to be CSA/CGSB 12.1 M-90 Tempered 0.393" (10mm) Glass and in conformance with CAN/CGSB-12.2-M Structural Design of Glass for Buildings. Structural Design of Glass for Buildings.
6. 48" maximum center of post to center of post distance. In the event post spacing is less than 48in CTC - Glass Dimensions must provide at least 5/8in inside post material/Glass Insert - SEE DETAIL E.
7. Top Cap must terminate at a fixed point (Ex. Full Height Post or Wall Bracket to Building envelope)
8. Post height to be MIN 31-1/8" up to MAX 50" Termination Post.
9. The design is not applicable to open viewing stands without fixed seats and for means of egress in grandstands, stadia, bleachers and arenas.
10. If installed in coastal regions or in high corrosive areas, stainless steel anchors are preferred



DETAIL E



WOOD FASTENING DETAIL

CenDek
Railings Ltd.

PROPRIETARY AND CONFIDENTIAL

THE INFORMATION CONTAINED IN THIS DRAWING IS THE SOLE PROPERTY OF CENDEK RAILINGS LTD. ANY REPRODUCTION IN PART OR AS A WHOLE WITHOUT THE WRITTEN PERMISSION OF CENDEK RAILINGS LTD IS PROHIBITED.

DRAWN BY	Admin
CREATED	5/12/2020
MATERIAL	
DIE NO.	
ALL DIMENSION IN INCHES/mm	

DESCRIPTION
10mm Glass Railing System

REVISIONS

REV.	DESCRIPTION	DATE	INITIALS
------	-------------	------	----------

Part No.	Eng No. 2080A
Weight	lbs
SHEET 1 OF 1	Rev I